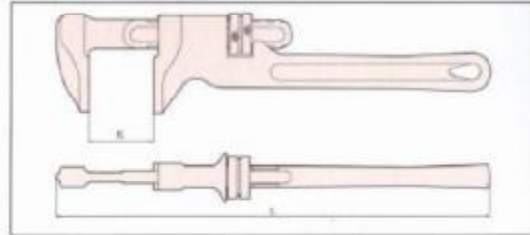
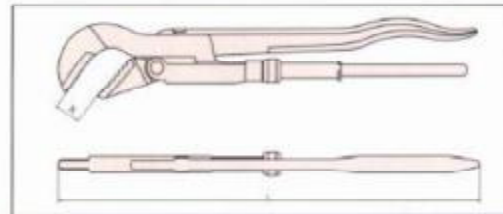


## Wrench, Monkey



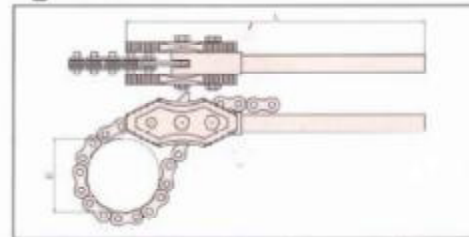
Number	K <sub>max</sub> mm	L mm	Be-Cu g	Al-Cu g
127-1002	45	240	510	470
127-1004	48	254	615	560
127-1006	58	305	1180	1080
127-1008	65	350	1220	1120
127-1010	70	380	1465	1340

## Wrench, Swedish Type



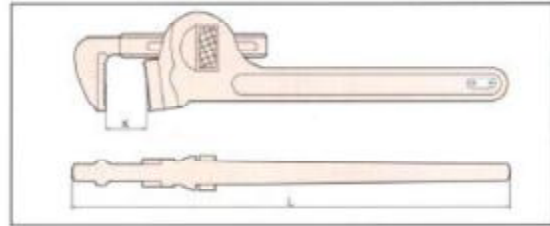
Number	L mm	K mm	Be-Cu g	Al-Cu g
128-1002	420	38	1427	1305
128-1004	530	50	1755	1605

## Wrench, Chain Pipe



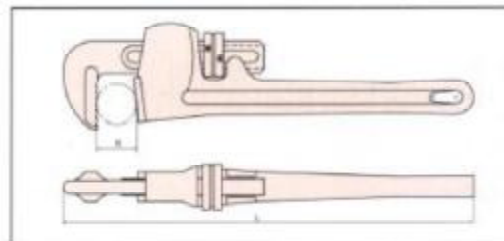
Number	L mm	D mm	Be-Cu g	Al-Cu g
129-1002	600	100	3955	3605
129-1004	600	150	4475	4090
129-1006	900	200	8705	8005
129-1008	900	300	9810	9005

## Wrench, Pipe



Number	L mm	K mm	Be-Cu g	Al-Cu g
130-1002	200	25	420	380
130-1004	250	30	615	560
130-1006	300	40	880	801
130-1008	350	50	1180	1080
130-1010	450	60	1590	1450
130-1012	600	75	3395	3105
130-1014	900	85	6600	6005
130-1016	1200	110	12500	11405

## Wrench, Pipe (American Type)



Number	L mm	K mm	Be-Cu g	Al-Cu g
131-1002	200	25	510	465
131-1004	250	30	845	770
131-1006	300	40	1280	1170
131-1008	350	50	1675	1530
131-1010	450	60	2650	2420
131-1012	600	75	3950	3610