

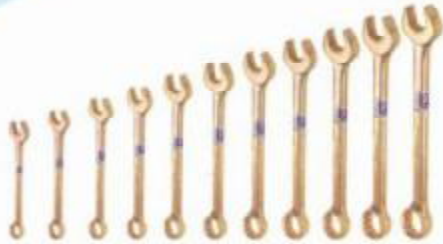


## Combination Wrench Set-9pcs



Number	S mm	Be-Cu g	Al-Cu g
132	8, 10, 12, 14, 17, 19, 22, 24, 27	1815	1655

## Combination Wrench Set-11pcs



Number	S mm	Be-Cu g	Al-Cu g
133	8, 10, 12, 14, 17, 19, 22, 24, 27, 30, 32	3235	2955

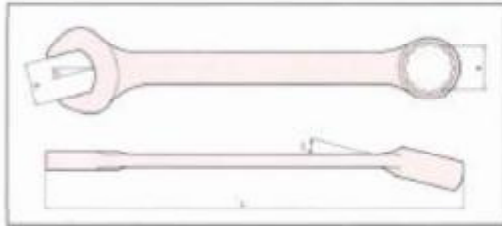
## Combination Wrench Set-13pcs



Number	S mm	Be-Cu g	Al-Cu g
134	8, 10, 12, 13, 14, 16, 17, 19, 22, 24, 27, 30, 32	3485	3175

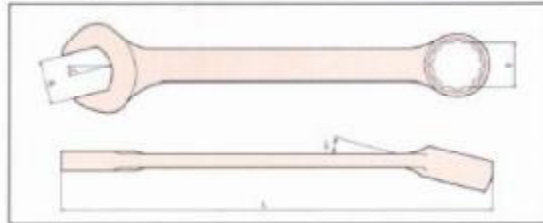
502, Opal Square, B/h. Hotel Express, R.C. Dutt Road, Alkapuri, Vadodara-390007, Gujarat, India.  
Telephone: 0265-2333670/2325420 Email: [exelloin@gmail.com](mailto:exelloin@gmail.com)

# Wrench, Combination



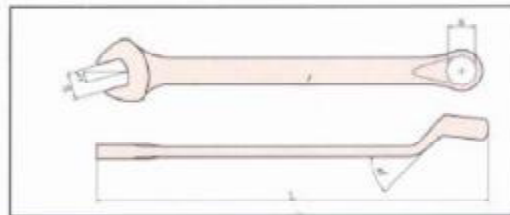
Number	S mm	L mm	Be-Cu g	Al-Cu g
135-6	6	115	33	30
135-7	7	120	39	35
135-8	8	125	45	40
135-9	9	130	60	55
135-10	10	135	65	59
135-11	11	140	70	65
135-12	12	145	85	78
135-13	13	155	95	87
135-14	14	165	100	98
135-15	15	175	110	100
135-16	16	185	150	130
135-17	17	195	161	148
135-18	18	205	189	168
135-19	19	215	210	190
135-20	20	225	238	218
135-21	21	235	260	235
135-22	22	245	280	260
135-23	23	255	350	313
135-24	24	265	380	335
135-25	25	270	402	357
135-26	26	275	420	390
135-27	27	285	484	444
135-28	28	293	526	445
135-29	29	300	630	545
135-30	30	310	656	600
135-31	31	320	732	670
135-32	32	330	770	705
135-34	34	337	930	855
135-35	35	337	940	860
135-36	36	345	1090	1002
135-38	38	353	1100	1010
135-40	40	355	1125	1030
135-41	41	366	1220	1120
135-46	46	405	1550	1420
135-50	50	420	1735	1590
135-55	55	435	2210	2025
135-60	60	462	2585	2365
135-65	65	470	2980	2740
135-70	70	480	3560	3230
135-75	75	490	4102	3705
135-80	80	500	4550	4125
135-85	85	515	5350	4850
135-90	90	525	5802	5250

## Wrench, Combination



Number	S inch	L mm	Be-Cu g	Al-Cu g
136-1002	1/4	115	25	20
136-1004	5/16	123	30	25
136-1006	3/8	128	40	35
136-1008	7/16	135	55	45
136-1010	1/2	140	70	60
136-1012	9/16	163	80	70
136-1014	19/32	173	102	85
136-1016	5/8	177	130	115
136-1018	11/16	195	140	125
136-1020	3/4	215	200	170
136-1022	13/16	230	205	175
136-1024	7/8	235	280	225
136-1026	15/16	256	330	275
136-1028	1	266	360	310
136-1030	1-1/16	283	460	405
136-1032	1-1/8	297	503	425
136-1034	1-3/16	305	570	490
136-1036	1-1/4	324	680	595
136-1038	1-5/16	350	1001	865
136-1040	1-3/8	355	1005	875

## Wrench, Combination



Number	S mm	L mm	Be-Cu g	Al-Cu g
137-17	17	240	230	210
137-19	19	270	280	250
137-21	21	290	380	340
137-22	22	295	440	370
137-24	24	320	460	390
137-27	27	350	605	520