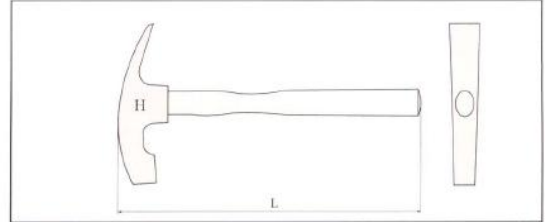
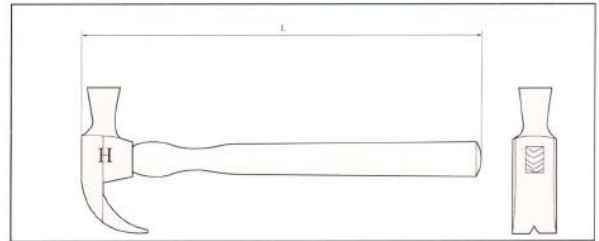


Hammer, Bricklayers'



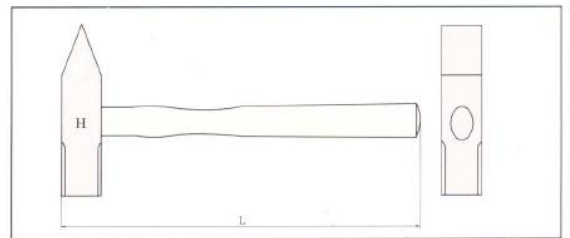
Number	H g	L mm	g
184-1002	600	305	750

Hammer, Claw



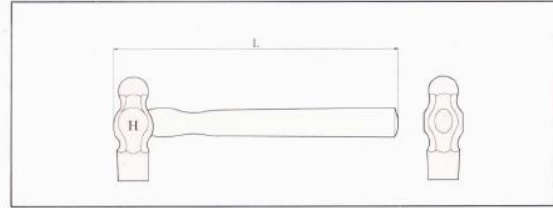
Number	H g	L mm	g
185-1002	230	280	405
185-1004	450	300	652
185-1006	680	330	953
185-1008	910	390	1205

Hammer, Cross Pein Engineers'



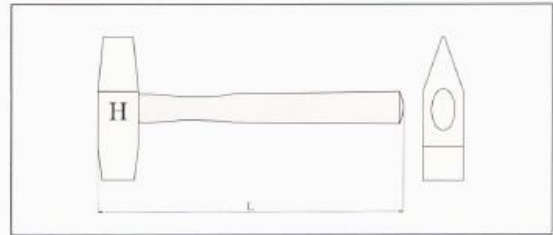
Number	H g	L mm	g
186-1002	500	310	655
186-1004	1000	340	1175
186-1006	1500	400	1850
186-1008	2000	450	2455
186-1010	5000	900	6005

Hammer Ball Pein




Number	H g	L mm	g
187-1002	230	280	403
187-1004	340	280	502
187-1006	450	310	680
187-1008	680	340	950
187-1010	910	350	1205
187-1012	1130	400	1470

Hammer, Cutoff




Number	H g	L mm	g
188-1002	450	310	650

Hammer, Pein




Number	H g	L mm	g
189-1002	250	330	461
189-1004	300	330	570

Hammer, Scaling




Number	H g	L mm	g
190-1002	150	330	205
190-1004	300	350	370

Hammer, Sledge



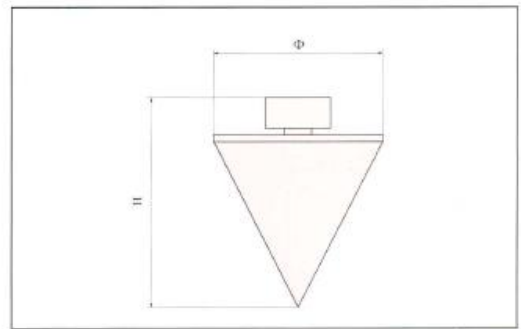
Number	H g	L mm	g
191-1002	450	350	655
191-1004	1000	400	1305
191-1006	1400	400	1703
191-1008	1500	400	1802
191-1010	1800	450	2102
191-1012	2000	450	2305
191-1014	2200	450	2505
191-1016	2500	800	2905
191-1018	2700	800	3350
191-1020	3000	800	3850
191-1022	3600	900	4503
191-1024	4000	900	4905
191-1026	4500	900	5505
191-1028	5000	900	6005
191-1030	5400	900	6403
191-1032	6400	900	7402
191-1034	7200	900	8205
191-1036	8000	900	9005
191-1038	8200	900	9202
191-1040	9100	900	10102
191-1042	9900	900	10905

Hammer, Testing



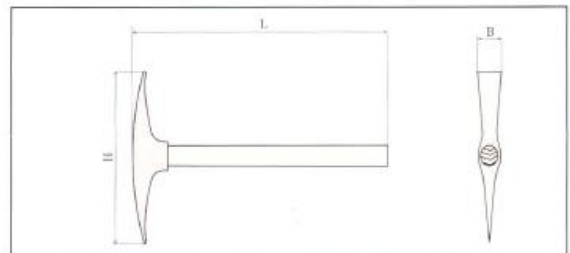
Number	H g	L mm	g
192-1002	150	300	206
192-1004	250	335	345

Hammer, Plumb



Number	H mm	Φ mm	Be-Cu g	Al-Cu g
193-1002	59	50	275	247

Pick Railroad



Number	L mm	H mm	B mm	Be-Cu g	Al-Cu g
194-1002	1050	360	53	2110	1075
194-1004	1050	385	55	1885	1690
194-1006	1050	410	56	2173	1970
194-1008	1050	470	56	2685	2420